


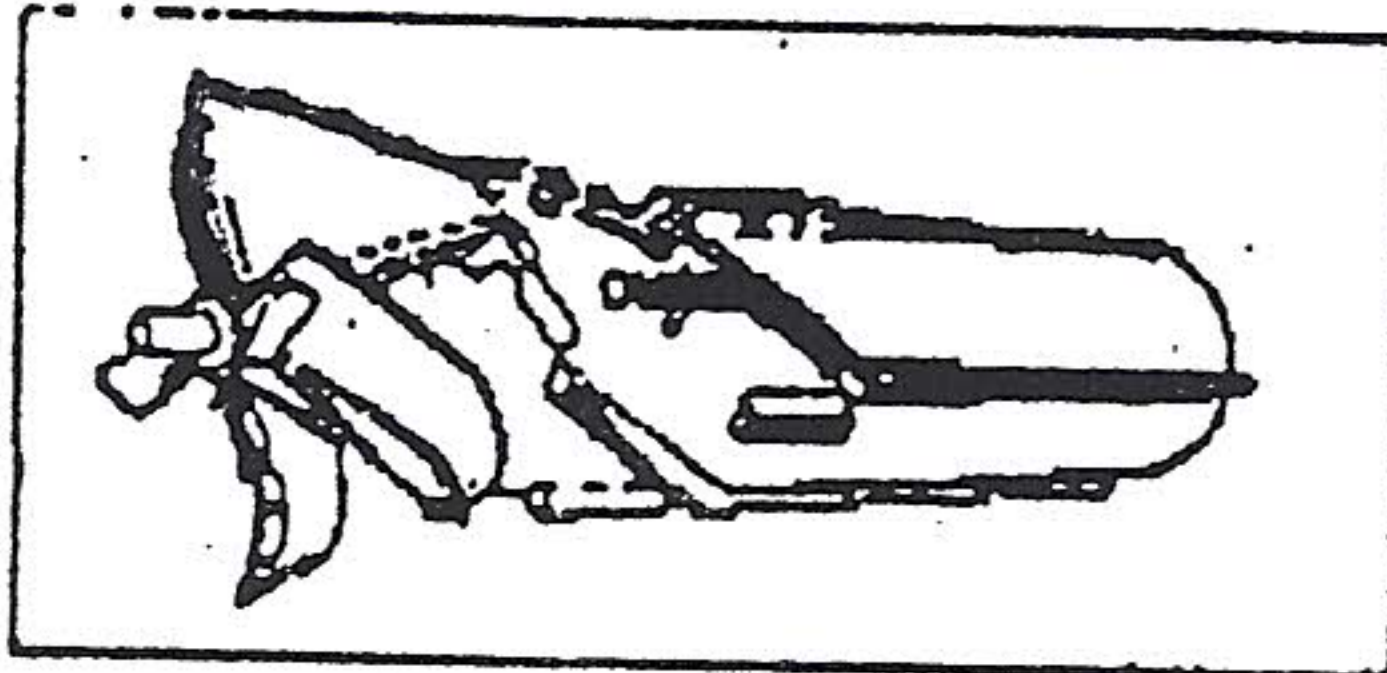
HIGH CHROME ALLOY HARVEST PRODUCTS

FOR CASE-IH AXIAL FLOW COMBINES

MFG BY



STANDARD ROTORS



STRAIGHT BAR



HELICAL BAR

STD ROTOR BAR SETS

PART

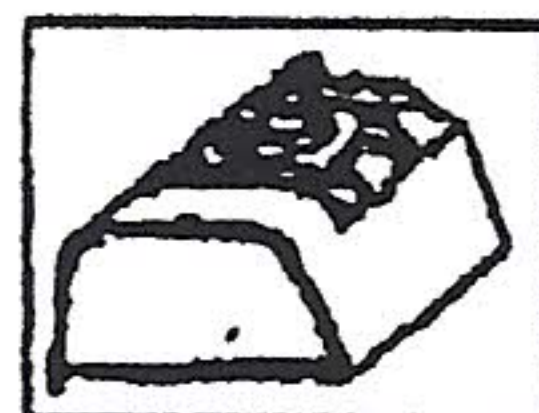
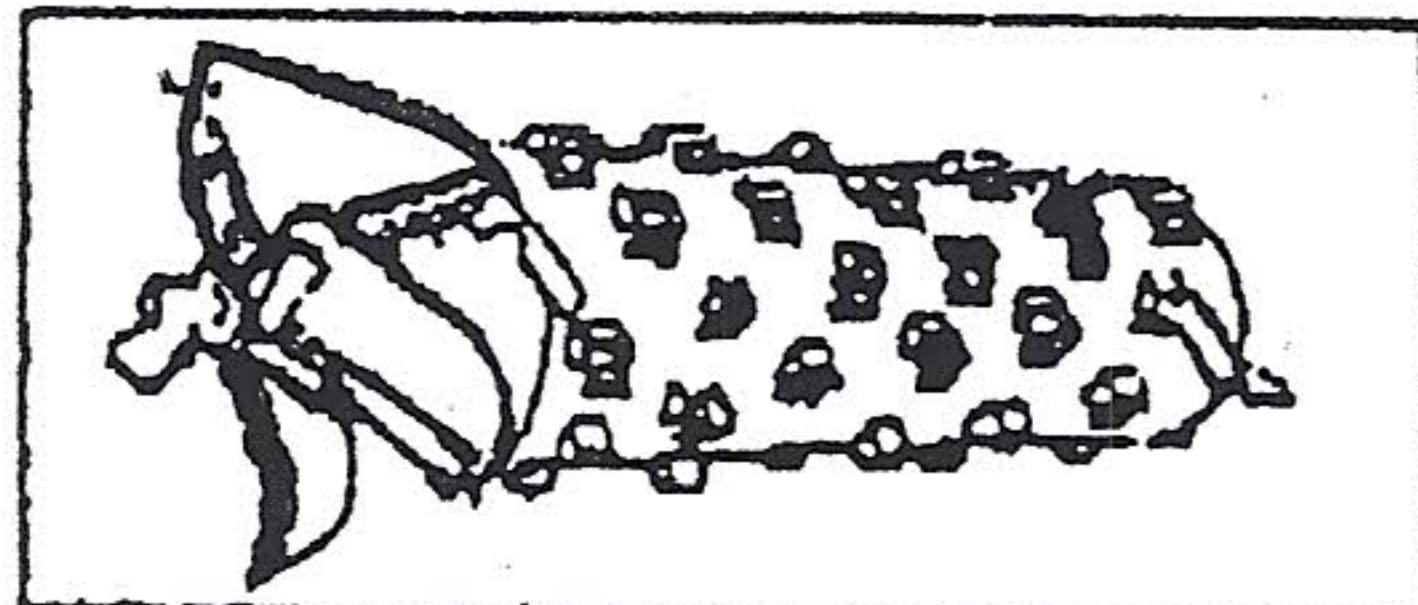
1440-1460-1470
1640-1660-1670
(12 HELICAL • 9 STRAIGHT PER SET)

4009


1480-1482
1680-1682
(16 HELICAL • 12 STRAIGHT PER SET)

4010

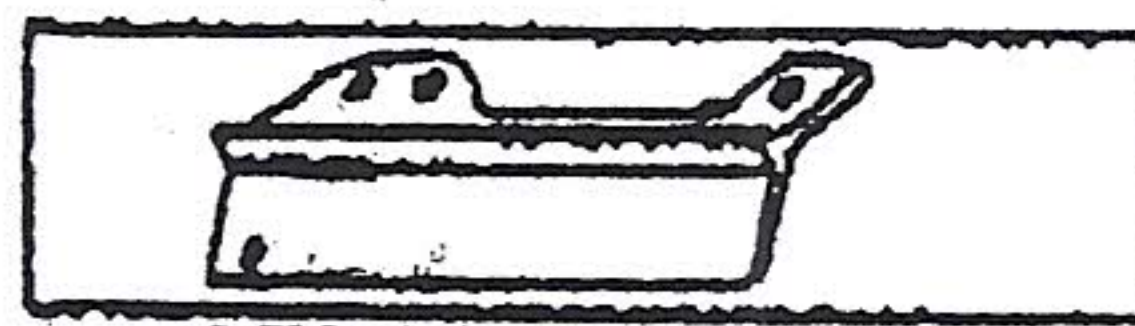
SPECIALTY ROTORS



SPECIALTY BAR



SPECIALTY BAR
W/SPIKE



SEPARATOR BAR

SPECIALTY BARS

PART

SPECIALTY BAR
1640-1660-1670-1680-1682

4015


SPECIALTY BAR W/SPIKE
1640-1660-1670-1680-1682

4016

SEPARATOR BAR
1640-1660-1670-1680-1682

4017

ALL ROTORS



Impeller wear
plate

Chrome alloy impeller wear
plate is welded to a mild steel
backing plate to increase
durability. (2 pieces/plate)

IMPELLOR WEAR PLATE SETS

PART

1440-1460-1470
1640-1660-1670
(3 PLATES PER SET)

4013

1480-1482
1680-1682
(4 PLATES PER SET)

4014

ALL PRODUCTS INCLUDE NECESSARY FASTENERS