
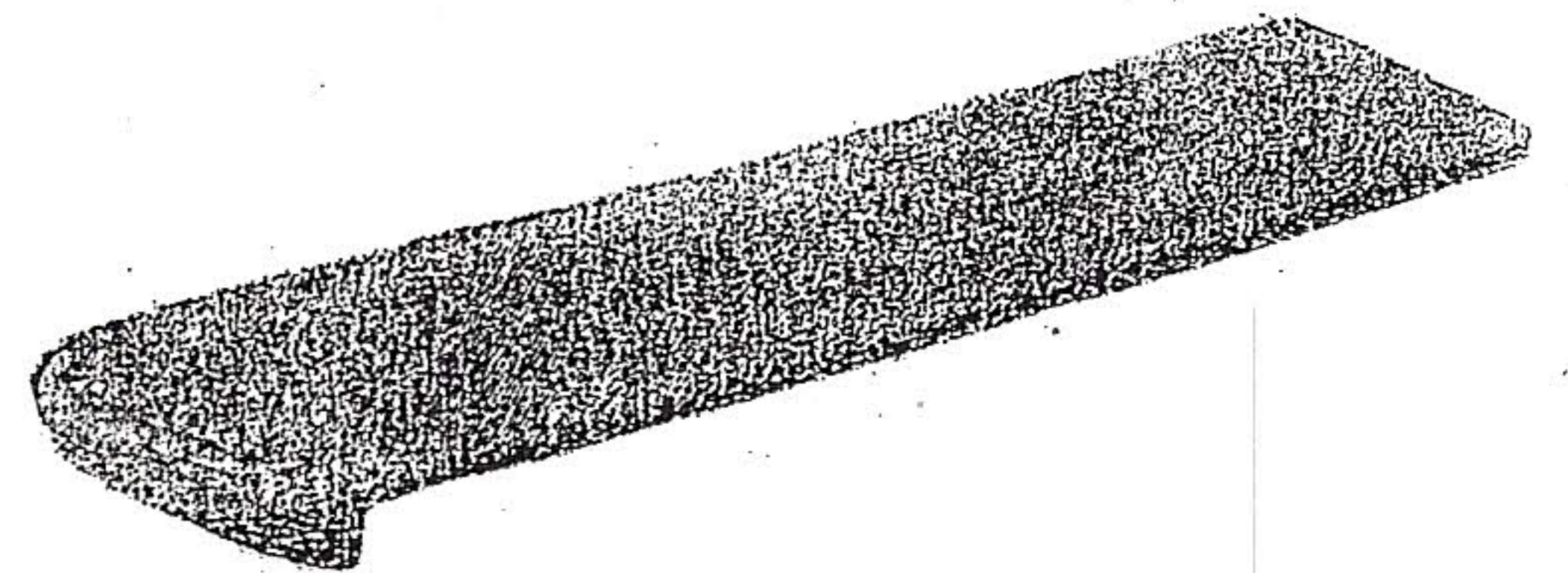


# SUB SOILER CAPS


<u>PART #</u>	<u>PART DESCRIPTION</u>	<u>WEIGHT</u>
1218	2 1/8" x 3/8" x 3"	0.62
1238	2 3/8" x 3/8" x 3" BEV	0.8
1250	2 1/2" x 3/8" x 3"	0.5
1278	2 7/8" x 3/8" x 3"	0.75
1663	2 3/8" x 12" W/FOOT	6.63
1664	2 3/8" x 38" x 12" BEV	2.8
1668	2 7/8" x 3/8" x 8" D BEV	2.0
1669	2 7/8" x 3/8" x 12	5.0
1670	2 7/8" x 3/8" x 12	5.9
1674	3 3/8" x 3/8" x 12" AC	5.14
1680	4 3/8" x 3/8" x 12"	8.0
1681	4 3/8" x 3/8" x 12" BEV	5.47
1682	4 3/8" x 3/8" x 12" W/FT	7.9
1761	3 3/8" x 3/8" x 12" BEV	4.2
1818	3" x 3/8" x 12" W/FT	6.4
1839	1 1/4" x 1/4" x 3"	0.25
1857	TYE RIPPER	6.1
1932	1 7/8" x 3/8" x 3"	0.6
1933	2 1/4" x 3/8" x 3"	0.7
2055	2 7/8" x 3/8" x 4"	1.1
2194	2 3/8" x 3/8" x 7" W/FT	2.4
2256	2 7/8" x 3/8" x 6" BFE	1.5
2340	2 7/8" x 3/8" x 10" W/FT	3.4
2433	2 7/8" x 3/8" x 12" W/FT	5.4
2535	2 7/8" x 12" SHK FIN W/FT	8.1
2568	2 7/8" x 6" BEV	1.8



12" Shark Fin W/Foot



12" cap w/foot



12" cap—no foot



3" cap